

Scaled data based on original data using
LM-79-08 Approved Method: Electrical and Photometric Measurements of Solid-
State Lighting Products

Test Report Prepared for
Cooper Lighting Solutions
(formerly Eaton)

Brand: McGRAW-EDISON

Report Number: P386235

Luminaire Tested: **GWC-SA1D-760-U-T4FT**

Issue Date: 3/3/2020

Test Information

Test Method: LM-79-08
Report Number: P386235
TEST IS SCALED FROM IESNA LM-79-08 TEST DATA (G2-1903-205-16)
Test Lab: INNOVATION CENTER
Issue Date: 3/3/2020
Manufacturer: COOPER LIGHTING SOLUTIONS (FORMERLY EATON)
Product Line: MCGRAW-EDISON
Catalog Number: GWC-SA1D-760-U-T4FT
Description: GALLEON WALL LUMINAIRE
(1) 70 CRI, 5700K, 1200mA LIGHTSQUARE WITH 16 LEDS AND TYPE IV FORWARD
THROW OPTICS
Light Source: -
Ballast/Driver: ELECTRONIC DRIVER

Summary

Lumens per Lamp: N/A
Luminaire Lumens: 8337 lumens
Efficiency: N/A
Efficacy: 124.4 lumens/watt
Luminous Opening: Rectangular (W 0.5' x L: 0.5' x H: 0')
IES Classification: Type IV - Short
BUG Rating: B1 - U0 - G3

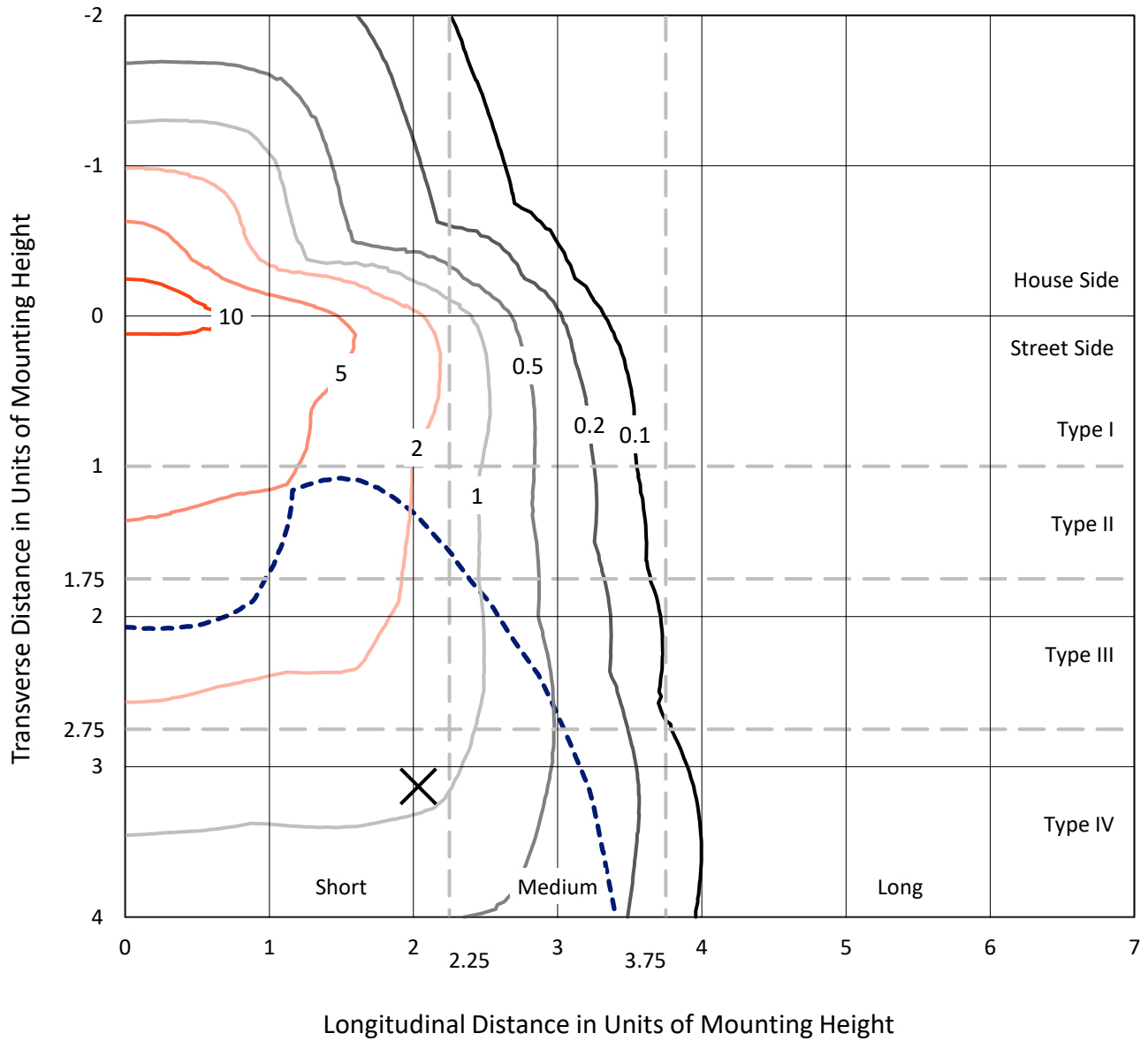
Input Watts (W): 67
Input Voltage (V): NR
Input Current (Ain): NR
Voltage Rise (V): NR
Power Factor: NR
Total Harmonic Distortion (THDi): NR
Frequency (hertz): 60
Stabilization Time: NR
Operation Time: NR
Ambient Temperature (°C): NR
Test Distance: 24 FT



REPORT NUMBER: P386235
 CATALOG NUMBER: GWC-SA1D-760-U-T4FT

Iso-Footcandle Lines of Horizontal Illumination

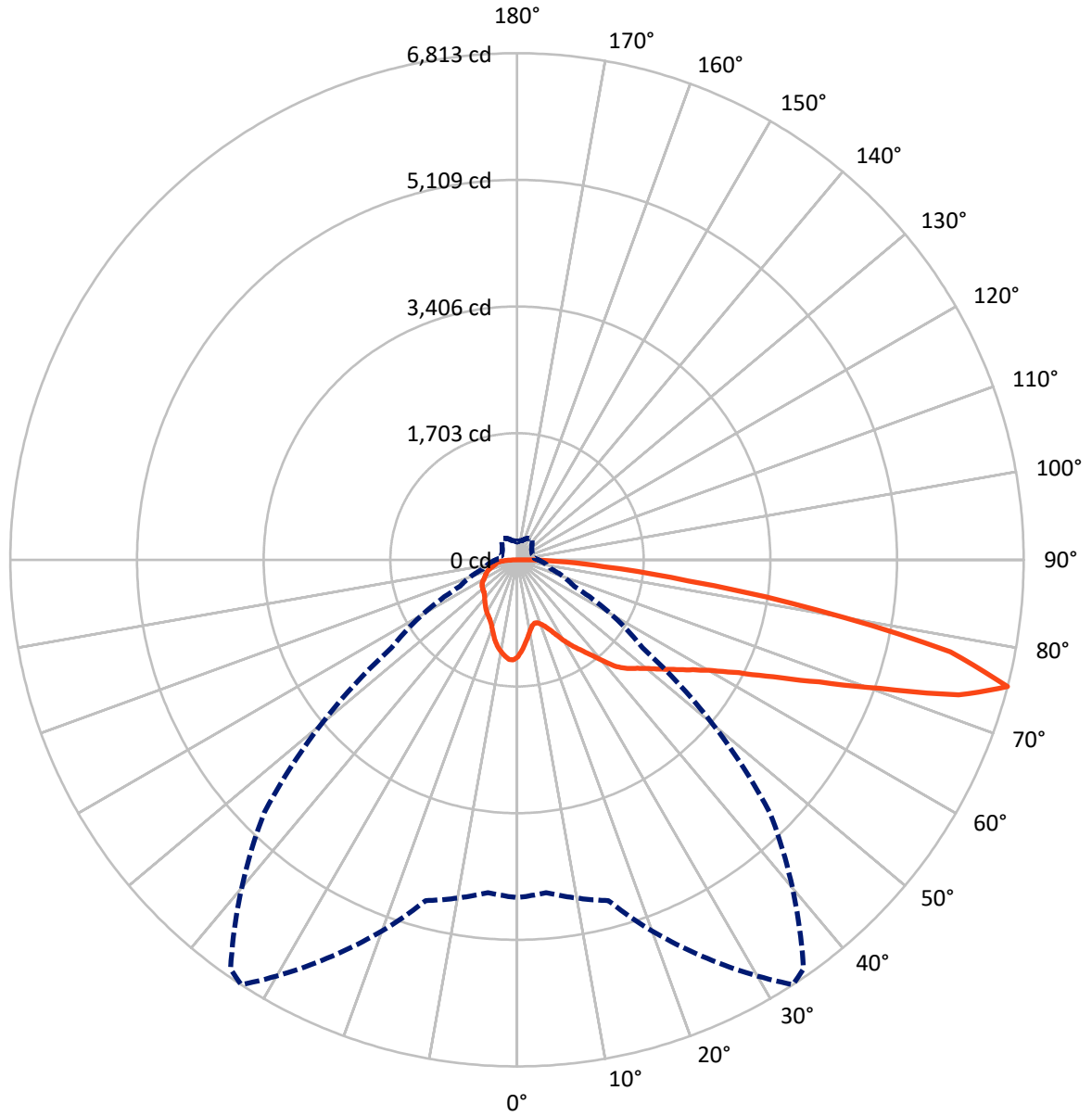
× Max cd
 - - - 1/2 Max cd



Based on 10 foot mounting height. Maximum calculated value = 13 fc
 Type IV - Short - N/A

REPORT NUMBER: P386235
CATALOG NUMBER: GWC-SA1D-760-U-T4FT

Luminous Intensity Polar Plot



— Vertical Plane Through 33-Deg Lateral - - - Horizontal Cone Through 75-Deg Vertical

REPORT NUMBER: P386235

CATALOG NUMBER: GWC-SA1D-760-U-T4FT

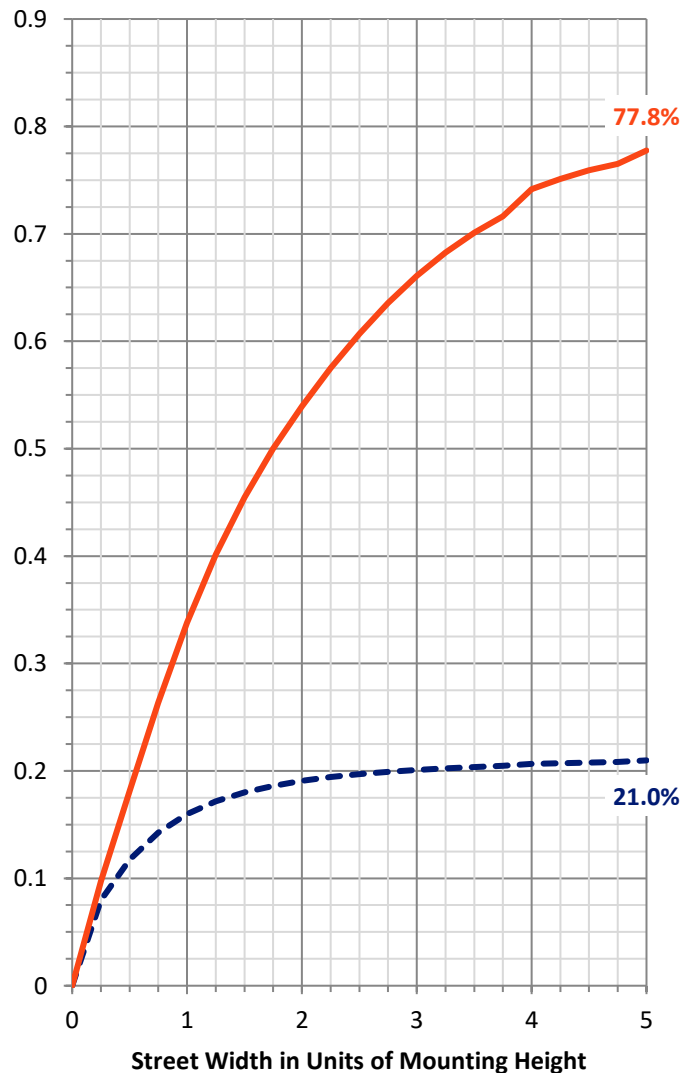
FLUX DISTRIBUTION:

		Downward	Upward	Total
House Side	Lumens	1790.2	0.0	1790.2
	% Fixture	21.5	0.0	21.5
Street Side	Lumens	6546.8	0.0	6546.8
	% Fixture	78.5	0.0	78.5
Total	Lumens	8337.0	0.0	8337.0
	% Fixture	100.0	0.0	100.0

Coefficient of Utilization

ZONAL LUMENS:

Zone	Lumens	% Fixture
0°-10°	117.8	1.4
10°-20°	319.2	3.8
20°-30°	521.3	6.3
30°-40°	776.3	9.3
40°-50°	1113.4	13.4
50°-60°	1528.6	18.3
60°-70°	1913.7	23.0
70°-80°	1731.3	20.8
80°-90°	315.4	3.8
90°-100°	0.0	0.0
100°-110°	0.0	0.0
110°-120°	0.0	0.0
120°-130°	0.0	0.0
130°-140°	0.0	0.0
140°-150°	0.0	0.0
150°-160°	0.0	0.0
160°-170°	0.0	0.0
170°-180°	0.0	0.0
0°-90°	8337.0	100.0
0°-180°	8337.0	100.0



REPORT NUMBER: P386235

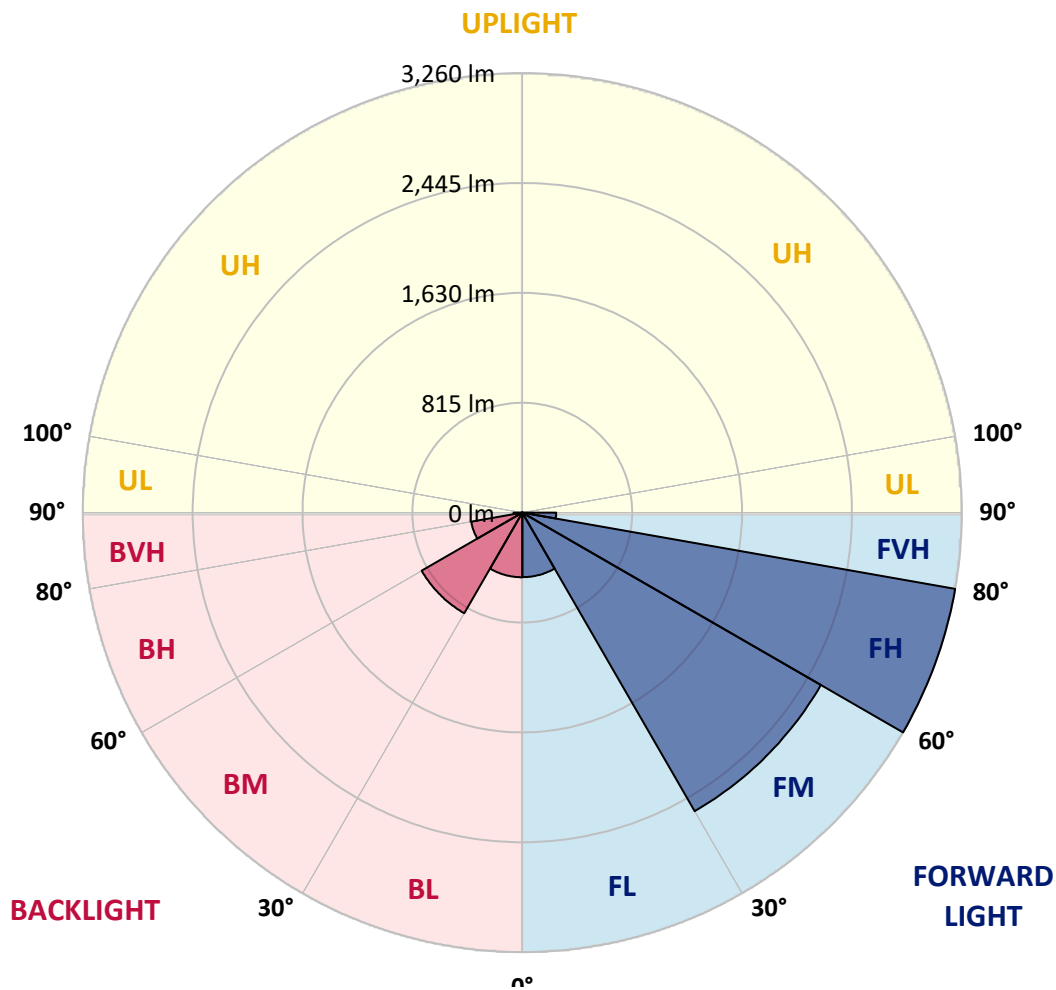
CATALOG NUMBER: GWC-SA1D-760-U-T4FT

LUMINAIRE CLASSIFICATION SYSTEM LUMEN TABLE AND BUG RATING:

Zone	Lumens	% Fixture	Zone Rating/Lumen Limit		
			B	U	G
FL (0°-30°)	478.8	5.7			
FM (30°-60°)	2556.8	30.7			
FH (60°-80°)	3260.1	39.1			G2/5000
FVH (80°-90°)	251.2	3.0			G3/500
BL (0°-30°)	479.5	5.8	B1/500		
BM (30°-60°)	861.6	10.3	B1/1000		
BH (60°-80°)	384.9	4.6	B1/500		G1/500
BVH (80°-90°)	64.2	0.8			G1/100
UL (90°-100°)	0.0	0.0		U0/0	
UH (100°-180°)	0.0	0.0		U0/0	

BUG Rating: B1-U0-G3

Type IV Short





REPORT NUMBER: P386235
 CATALOG NUMBER: GWC-SA1D-760-U-T4FT

CANDELA DISTRIBUTION (FULL):

	0°	5°	15°	25°	33°	35°	45°	55°	65°	75°	85°
0°	1303.1	1303.1	1303.1	1303.1	1303.1	1303.1	1303.1	1303.1	1303.1	1303.1	1303.1
2.5°	1210.1	1205.5	1214.1	1215.3	1222.8	1225.7	1236.0	1252.1	1265.4	1280.7	1294.5
5°	1100.4	1097.2	1109.3	1117.9	1134.4	1141.3	1165.8	1200.0	1230.5	1265.1	1296.5
7.5°	996.1	994.4	1007.9	1027.5	1046.5	1056.0	1098.4	1148.2	1199.2	1255.0	1303.1
10°	908.3	907.7	920.7	940.0	967.9	978.6	1033.3	1098.9	1170.4	1247.3	1314.4
12.5°	859.1	861.1	867.1	883.2	909.2	919.8	980.6	1057.8	1146.2	1244.7	1330.8
15°	871.1	874.3	863.9	863.4	881.8	890.2	947.2	1028.4	1128.9	1249.0	1354.7
17.5°	922.7	923.3	895.9	878.6	889.9	894.2	936.8	1011.7	1118.8	1258.8	1384.6
20°	995.3	993.8	945.4	916.6	922.7	923.8	951.5	1012.0	1117.9	1275.8	1423.5
22.5°	1091.5	1080.8	1015.7	976.5	975.1	973.4	989.2	1033.3	1130.6	1303.4	1469.9
25°	1217.0	1206.9	1117.4	1063.8	1052.3	1048.0	1050.3	1078.8	1155.7	1333.1	1521.7
27.5°	1356.7	1339.1	1252.7	1177.0	1153.1	1147.0	1133.2	1143.0	1183.0	1361.6	1583.3
30°	1473.6	1464.1	1388.7	1298.8	1270.6	1261.9	1225.7	1215.0	1222.5	1400.5	1661.1
32.5°	1539.0	1532.6	1486.9	1414.3	1388.1	1376.0	1324.7	1303.4	1285.8	1461.8	1766.5
35°	1618.2	1614.1	1586.5	1533.8	1494.9	1482.2	1442.5	1420.3	1375.1	1546.2	1902.7
37.5°	1719.0	1714.6	1715.2	1672.6	1626.2	1614.4	1588.2	1564.9	1490.9	1657.1	2050.7
40°	1833.0	1824.7	1821.5	1819.5	1790.1	1783.5	1769.7	1738.0	1636.0	1789.5	2196.7
42.5°	2004.6	1975.0	1911.6	1935.5	1964.6	1961.2	1972.4	1926.9	1797.3	1946.2	2339.3
45°	2170.2	2121.6	2012.1	2017.3	2081.0	2100.3	2184.3	2152.1	1972.1	2117.8	2486.7
47.5°	2245.7	2208.8	2115.8	2116.1	2179.2	2219.2	2403.5	2380.5	2155.8	2312.8	2666.7
50°	2330.1	2293.2	2209.7	2241.1	2296.1	2338.7	2615.2	2603.4	2330.6	2526.2	2882.4
52.5°	2422.2	2359.7	2306.7	2362.9	2440.1	2489.6	2827.1	2794.9	2491.0	2741.0	3130.4
55°	2423.4	2406.4	2446.7	2487.9	2603.4	2664.1	3049.2	2963.9	2621.8	2952.1	3332.2
57.5°	2561.3	2533.7	2619.2	2638.2	2789.1	2857.6	3270.0	3111.1	2754.8	3114.0	3441.1
60°	2743.9	2720.3	2790.3	2840.4	3018.9	3110.5	3505.9	3262.3	2859.4	3236.1	3435.9
62.5°	3059.2	3032.5	3031.6	3101.9	3342.3	3448.9	3770.6	3410.6	2900.8	3260.2	3289.3
65°	3520.9	3478.3	3397.9	3431.3	3789.0	3895.2	4066.3	3518.0	2846.1	3130.7	2911.8
67.5°	3970.1	3968.7	3869.9	3938.4	4378.8	4464.0	4403.2	3528.6	2675.4	2679.4	2241.9
70°	4417.9	4423.7	4407.0	4645.4	5175.6	5264.3	4762.1	3385.5	2291.5	1935.0	1343.1
72.5°	4772.7	4771.3	4855.4	5470.2	6209.8	6189.9	5064.5	2951.8	1645.2	1044.5	641.9
75°	4542.9	4492.8	4743.4	5878.6	6812.5	6715.5	4807.3	2059.1	853.9	475.5	345.6
77.5°	2963.0	3010.6	3378.3	4856.2	5958.9	5840.9	3526.9	960.7	402.3	311.9	250.5
80°	1073.0	1123.1	1581.9	2750.8	4105.5	4086.2	1736.8	394.8	272.1	235.6	182.6
82.5°	369.2	387.6	624.1	1221.6	2318.0	2404.4	653.4	224.3	197.8	167.0	125.0
85°	144.9	165.9	285.4	587.8	1169.2	1177.8	264.7	134.2	137.7	109.4	68.5
87.5°	55.0	66.8	136.5	273.0	533.9	490.4	94.7	63.9	78.3	65.1	32.5
90°	0.0	0.0	0.0	0.0	0.0	0.0	0.0	0.0	0.0	0.0	0.0



REPORT NUMBER: P386235

CATALOG NUMBER: GWC-SA1D-760-U-T4FT

CANDELA DISTRIBUTION (continued):

	90°	95°	105°	115°	125°	135°	145°	155°	165°	175°	180°
0°	1303.1	1303.1	1303.1	1303.1	1303.1	1303.1	1303.1	1303.1	1303.1	1303.1	1303.1
2.5°	1305.1	1311.2	1323.9	1332.5	1341.7	1344.3	1345.5	1347.8	1350.1	1349.2	1349.5
5°	1313.2	1325.0	1345.5	1354.1	1358.1	1353.5	1344.6	1337.4	1332.2	1329.3	1328.5
7.5°	1326.4	1343.1	1365.0	1363.6	1354.4	1333.9	1310.9	1293.6	1279.2	1274.0	1271.2
10°	1344.0	1363.6	1378.9	1362.4	1335.7	1300.2	1265.7	1238.9	1217.3	1208.9	1207.5
12.5°	1366.5	1386.3	1389.2	1354.4	1310.0	1261.7	1214.7	1179.3	1147.0	1136.7	1134.4
15°	1395.6	1414.3	1396.4	1340.3	1278.4	1213.3	1152.5	1104.4	1070.4	1057.8	1053.2
17.5°	1426.1	1443.9	1397.9	1316.9	1236.9	1156.0	1079.6	1030.4	991.5	976.8	975.1
20°	1462.7	1470.7	1391.8	1283.5	1179.9	1081.7	1001.3	954.9	934.2	923.8	922.7
22.5°	1507.9	1499.2	1378.0	1238.3	1107.6	995.8	930.5	908.9	903.7	901.4	902.2
25°	1555.7	1529.2	1357.5	1179.3	1016.3	910.0	878.6	884.7	891.6	890.7	890.7
27.5°	1608.4	1559.7	1326.2	1101.0	915.2	839.8	843.5	865.7	876.0	875.8	875.5
30°	1676.1	1594.3	1286.1	1006.8	820.7	790.2	813.0	840.0	854.2	853.6	853.9
32.5°	1759.3	1632.3	1231.7	901.7	752.5	753.6	779.9	806.6	823.1	821.6	821.9
35°	1856.6	1674.9	1158.0	798.0	707.3	724.6	745.3	764.0	779.6	777.6	775.5
37.5°	1962.6	1716.7	1060.1	705.3	670.4	697.5	714.8	717.9	725.1	720.0	716.2
40°	2063.4	1748.6	933.9	629.2	633.3	674.5	685.7	673.0	660.1	658.3	653.1
42.5°	2151.2	1759.3	806.4	568.5	594.1	650.3	657.2	630.7	607.4	596.4	591.8
45°	2244.0	1763.0	687.4	517.5	556.4	628.7	636.2	600.7	567.9	544.3	536.5
47.5°	2365.2	1790.1	595.0	479.8	527.6	614.3	624.9	576.8	534.2	500.5	493.3
50°	2523.9	1843.7	519.8	451.0	508.9	604.8	616.9	553.5	506.6	466.0	458.8
52.5°	2700.1	1892.9	459.0	427.7	490.7	588.1	606.5	536.8	480.6	434.0	426.2
55°	2823.4	1855.2	410.1	403.5	467.1	564.2	592.1	522.7	443.5	402.9	396.0
57.5°	2847.0	1726.2	372.9	378.4	438.6	534.2	569.9	491.3	423.3	389.4	382.2
60°	2782.5	1546.5	345.3	355.4	408.1	496.5	528.4	469.1	404.0	375.0	368.9
62.5°	2620.4	1362.4	324.8	334.6	379.6	458.2	502.5	445.8	384.5	358.5	352.5
65°	2292.9	1143.9	305.3	316.2	353.1	425.1	479.2	424.2	365.2	345.3	339.5
67.5°	1730.8	856.7	286.8	296.6	329.5	396.3	453.9	402.9	346.4	333.8	326.9
70°	1019.2	536.5	265.8	276.2	304.7	366.3	426.8	379.6	323.1	317.4	308.4
72.5°	474.3	322.8	241.9	252.0	273.6	326.3	391.9	349.0	295.5	282.8	270.7
75°	283.1	236.1	213.7	222.6	237.9	283.7	348.2	317.9	269.3	252.6	239.9
77.5°	211.7	180.6	182.6	192.1	204.5	248.2	308.4	293.5	249.1	236.1	227.5
80°	152.3	137.1	148.9	159.3	172.2	225.8	295.5	271.3	225.2	207.9	199.9
82.5°	101.7	98.5	112.0	122.7	135.4	197.6	277.6	237.6	192.4	170.5	152.6
85°	56.2	59.3	75.5	80.1	91.0	139.1	227.5	190.9	144.9	116.6	111.4
87.5°	23.3	27.4	40.6	39.2	48.4	82.9	149.8	115.2	92.2	68.8	53.6
90°	0.0	0.0	0.0	0.0	0.0	0.0	0.0	0.0	0.0	0.0	0.0

Signify Classified - Internal
Cooper Lighting Solutions Photometric Lab
1121 Highway 74 South
Peachtree City, GA 30269

Scaled Data Report



Report Generated By 670245982

Signify Classified - Internal
Cooper Lighting Solutions Photometric Lab
1121 Highway 74 South
Peachtree City, GA 30269

Scaled Data Report



Signify Classified - Internal
Cooper Lighting Solutions Photometric Lab
1121 Highway 74 South
Peachtree City, GA 30269

Scaled Data Report



Signify Classified - Internal
Cooper Lighting Solutions Photometric Lab
1121 Highway 74 South
Peachtree City, GA 30269

Scaled Data Report



Signify Classified - Internal
Cooper Lighting Solutions Photometric Lab
1121 Highway 74 South
Peachtree City, GA 30269

Scaled Data Report



--- HS — SS

Signify Classified - Internal
Cooper Lighting Solutions Photometric Lab
1121 Highway 74 South
Peachtree City, GA 30269

Scaled Data Report



u

Signify Classified - Internal
Cooper Lighting Solutions Photometric Lab
1121 Highway 74 South
Peachtree City, GA 30269

Scaled Data Report



Signify Classified - Internal
Cooper Lighting Solutions Photometric Lab
1121 Highway 74 South
Peachtree City, GA 30269

Scaled Data Report



(END OF REPORT)